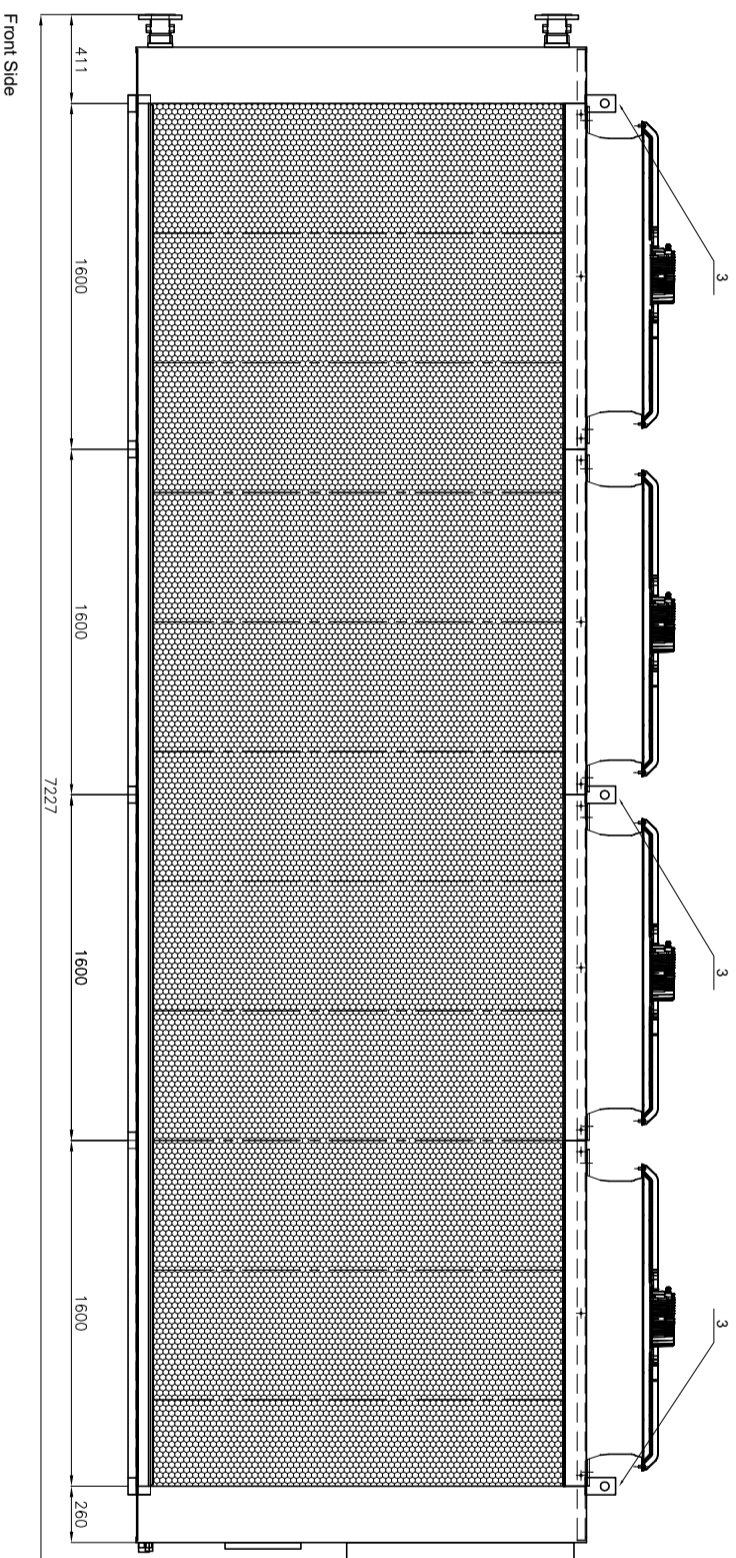
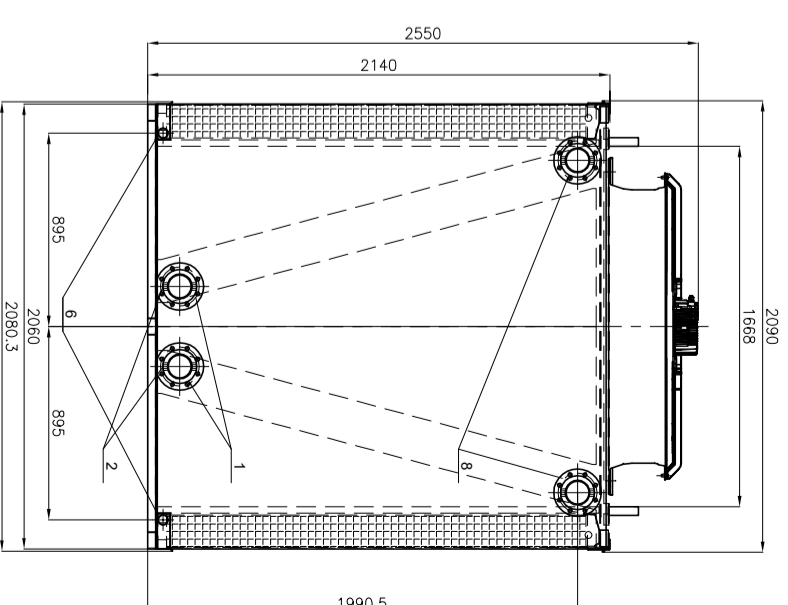


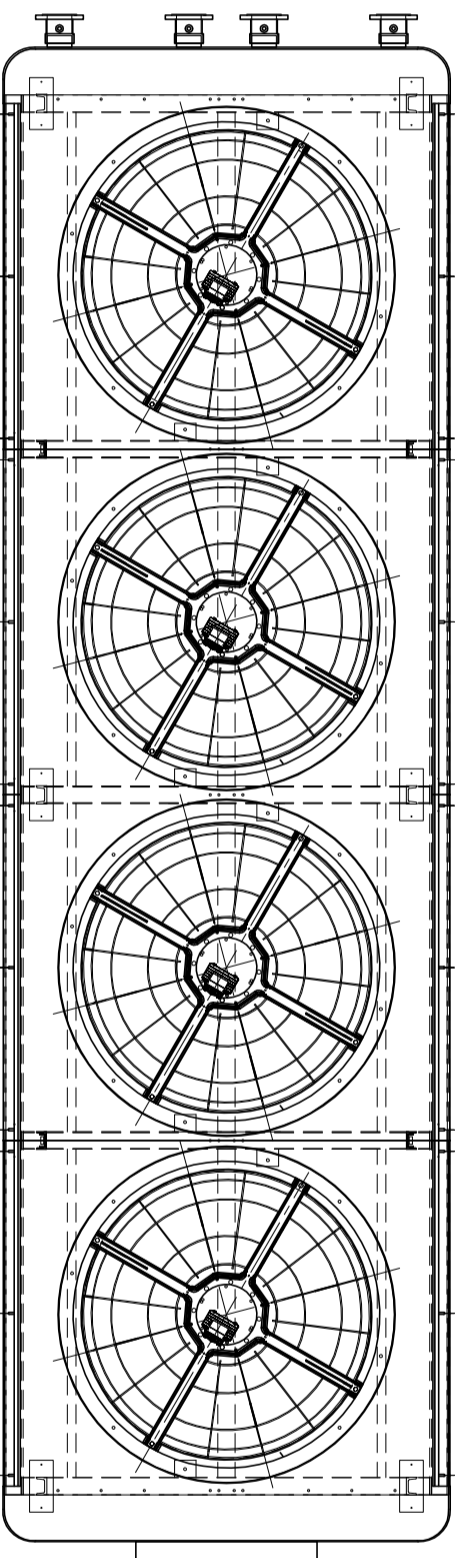
Right Side



Front Side



Left Side



Comments:

Rev.	Changes	Date	Name	DIN A3
1	Weight	14/1/14	Y. Breaña	
2	Weight	06/03/15	Y. Breaña	
3	Development	23/09/16	Y. Breaña	
4	Development	07/06/18	Y. Breaña	
5	Lifting Points	04/06/20	M. Martín	
6	Height	20/09/21	M. Martín	

Net weight (kg)	Operation weight (kg)	Maximum weight (kg)
2922*	3419*	3505*
3322*	3897*	3983*

Revision index:	Name	Sign	Date
6	M. Martín		20/09/21
5	M. Martín		20/09/21
4	F. del Olmo		20/09/21

10	Control and adiabatic management panel	Right Side
9	Power wires entry	Right Side
8	2x Coil Water Outlet Flanges DN100 PN10 DIN 2576	Left Side
7	Hydraulic Cabinet	Right Side
6	4x Basin drainages 1 1/2" Male Thread	Right & Left
5	Distribution pipes drainage 3/4" Male Thread	Right Side
4	Distribution Water Inlet 3/4" Male Thread	Right Side
3	Handling points	Left Side
2	Coil drain 1/2"	Left Side
1	2x Coil Water Inlet Flanges DN100 PN10 DIN2576	Left Side

EWK Torres de Refrigeración S.A  
 Paseo de la Castellana, 115 - 4ª Izquierda  
 Fd. Torrelaguna 83, Fuente el Saz del Jarama  
 Madrid, Spain



Production Department - Technical Office

Drawing number: EWK-A 1350

Status: Approved

Language: EN

Page: 1/1

\*\*\*EWK does not assure any unmentioned measure from the drawing. All measures are subject to tolerances.